

St. John's Congregational Survey

1. During the last year, approximately how often have you attended church on Sunday morning, either as an attendee or as an R.E. teacher?			
	9:00 am service	11:00 am service	Response Count
3 or more times per month	6.9% (5)	100.0% (72)	72
1 or 2 times per month	42.3% (11)	69.2% (18)	26
Every few weeks	35.0% (7)	65.0% (13)	20
Rarely	76.5% (39)	35.3% (18)	51
Never	100.0% (15)	13.3% (2)	15
	<i>answered question</i>		123
	<i>skipped question</i>		1

2. Indicate all the reasons you FIRST attended the church, and the importance of each:

	Extremely	Very	Somewhat	Response Count
Adult religious education	6.8% (4)	23.7% (14)	69.5% (41)	59
Celebrating common values	55.8% (53)	41.1% (39)	3.2% (3)	95
Chalice groups	4.8% (2)	7.1% (3)	88.1% (37)	42
Children's religious education	37.7% (23)	32.8% (20)	29.5% (18)	61
Choir	37.1% (23)	32.3% (20)	30.6% (19)	62
Community	55.9% (52)	38.7% (36)	5.4% (5)	93
Denominational involvement	10.4% (5)	47.9% (23)	41.7% (20)	48
Family	32.7% (18)	40.0% (22)	27.3% (15)	55
Fellowship	51.6% (48)	40.9% (38)	7.5% (7)	93
Gay, Lesbian, Bisexual, Transgender concerns	20.8% (11)	28.3% (15)	50.9% (27)	53
Intellectual stimulation	44.9% (40)	41.6% (37)	13.5% (12)	89
Meditation/Prayer	19.3% (11)	33.3% (19)	47.4% (27)	57
Men's groups	2.8% (1)	22.2% (8)	75.0% (27)	36
Minister	26.1% (18)	56.5% (39)	17.4% (12)	69
Music/Aesthetic appeal	37.1% (26)	41.4% (29)	21.4% (15)	70
Social action/Service activities/Partner church	31.3% (21)	41.8% (28)	26.9% (18)	67
Social activity groups(i.e. LAFS, Interweave, Boardgamers)	19.2% (10)	36.5% (19)	44.2% (23)	52
Spiritual growth	42.0% (34)	40.7% (33)	17.3% (14)	81
Unitarian Universalist beliefs	59.6% (53)	29.2% (26)	11.2% (10)	89
Women's groups	14.0% (6)	32.6% (14)	53.5% (23)	43
Worship	46.4% (32)	36.2% (25)	17.4% (12)	69
Youth groups/YRUU/OWL	20.5% (8)	25.6% (10)	53.8% (21)	39






Young adult groups/YADA	19.4% (7)	19.4% (7)	61.1% (22)	36
Other (specify in comments)	20.0% (2)	40.0% (4)	40.0% (4)	10
			Other (please specify)	12
			answered question	120
			skipped question	4











3. Indicate all the reasons you CONTINUE TO ATTEND the church and the importance of each:				
	Extremely	Very	Somewhat	Response Count
Adult religious education	18.3% (13)	38.0% (27)	43.7% (31)	71
Celebrating common values	58.8% (60)	33.3% (34)	7.8% (8)	102
Chalice groups	14.5% (9)	27.4% (17)	58.1% (36)	62
Children's religious education	30.4% (17)	25.0% (14)	44.6% (25)	56
Choir	49.3% (36)	34.2% (25)	16.4% (12)	73
Community	64.6% (64)	26.3% (26)	9.1% (9)	99
Denominational involvement	19.0% (11)	48.3% (28)	32.8% (19)	58
Family	33.3% (20)	38.3% (23)	28.3% (17)	60
Fellowship	56.5% (52)	37.0% (34)	6.5% (6)	92
Gay, Lesbian, Bisexual, Transgender concerns	17.5% (10)	38.6% (22)	43.9% (25)	57
Intellectual stimulation	43.6% (41)	44.7% (42)	11.7% (11)	94
Meditation/Prayer	19.7% (13)	37.9% (25)	42.4% (28)	66
Men's groups	8.3% (3)	22.2% (8)	69.4% (25)	36
Minister	25.3% (19)	54.7% (41)	20.0% (15)	75
Music/Aesthetic appeal	41.5% (34)	37.8% (31)	20.7% (17)	82
Social action/Service activities/Partner church	34.8% (24)	49.3% (34)	15.9% (11)	69
Social activity groups(i.e. LAFS, Interweave, Boardgamers)	18.1% (13)	48.6% (35)	33.3% (24)	72

Spiritual growth	50.6% (40)	35.4% (28)	13.9% (11)	79
Unitarian Universalist beliefs	61.4% (62)	31.7% (32)	6.9% (7)	101
Women's groups	12.8% (5)	30.8% (12)	56.4% (22)	39
Worship	33.8% (25)	41.9% (31)	24.3% (18)	74
Youth groups/YRUU/OWL	26.2% (11)	33.3% (14)	40.5% (17)	42
Young adult groups/YADA	8.6% (3)	20.0% (7)	71.4% (25)	35
Other (specify in comments)	44.4% (4)	11.1% (1)	44.4% (4)	9
			Other (please specify)	16
			<i>answered question</i>	120
			<i>skipped question</i>	4




4. In which of the following church activities have you participated?						
	Weekly	Monthly	2-3 times a year	Maybe yearly	Never	Response Count
Adult religious education	7.5% (8)	10.3% (11)	21.5% (23)	45.8% (49)	15.0% (16)	107
Board of Trustees	9.3% (8)	10.5% (9)	4.7% (4)	14.0% (12)	61.6% (53)	86
Book group	1.1% (1)	13.8% (12)	3.4% (3)	13.8% (12)	67.8% (59)	87
Caring Circle	4.9% (4)	6.2% (5)	9.9% (8)	13.6% (11)	65.4% (53)	81
Chalice group	4.2% (4)	37.5% (36)	3.1% (3)	15.6% (15)	39.6% (38)	96
Children's religious education activities	17.0% (15)	15.9% (14)	10.2% (9)	17.0% (15)	39.8% (35)	88
Choir/Other music performance	29.3% (27)	5.4% (5)	14.1% (13)	12.0% (11)	39.1% (36)	92
Committee or task force	15.2% (15)	34.3% (34)	14.1% (14)	17.2% (17)	19.2% (19)	99
Denominational meetings or workshops	3.5% (3)	8.1% (7)	16.3% (14)	37.2% (32)	34.9% (30)	86
Fundraising	0.0% (0)	4.4% (4)	24.4% (22)	41.1% (37)	30.0% (27)	90
Musical events	1.0% (1)	18.6% (18)	38.1% (37)	17.5% (17)	24.7% (24)	97
Social action/Service activities	4.5% (4)	11.2% (10)	31.5% (28)	29.2% (26)	23.6% (21)	89
Social activities	4.1% (4)	45.4% (44)	28.9% (28)	14.4% (14)	7.2% (7)	97
Sunday coffee hour	40.4% (44)	21.1% (23)	22.9% (25)	11.9% (13)	3.7% (4)	109
Sunday services (as usher, greeter, etc)	10.3% (9)	9.2% (8)	26.4% (23)	20.7% (18)	33.3% (29)	87
Sunday services (as leader/participant)	12.4% (11)	3.4% (3)	29.2% (26)	31.5% (28)	23.6% (21)	89
Support groups	0.0% (0)	9.3% (7)	4.0% (3)	14.7% (11)	72.0% (54)	75
Teen social activities	5.3% (4)	3.9% (3)	7.9% (6)	9.2% (7)	73.7% (56)	76
Other (please specify in comments)	15.8% (3)	26.3% (5)	0.0% (0)	5.3% (1)	52.6% (10)	19
				Other (please specify)		14
	answered question					122



5. For how many hours a week, on average, did you participate in church activities (including Sunday services, coffee hours, Religious Education, committee work, etc.) during the most recent church year?

		Response Percent	Response Count
2 or fewer hours		42.6%	52
3-5 hours		32.8%	40
6-9 hours		13.9%	17
10-14 hours		4.9%	6
15 or more hours		5.7%	7
		answered question	122
		skipped question	2

6. Which of the following reasons for attending worship services are important to you? (Please choose only 4)			
		Response Percent	Response Count
Celebration of common values		62.3%	76
Intellectual stimulation		44.3%	54
Fellowship period after services		22.1%	27
Hearing, playing, or singing music		54.1%	66
Inspiration to live UU values		47.5%	58
Mystical, spiritual experience		20.5%	25
Personal reflection and meditation		45.1%	55
Sense of belonging		60.7%	74
Support and encouragement for social action		27.0%	33
Uplifting emotional experience		38.5%	47
		answered question	122
		skipped question	2

7. What is the one main thing you would like to see our church achieve in the next 3 to 5 years?		
		Response Count
		102
		answered question
		102
		skipped question
		22

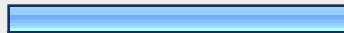



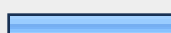





8. What are your personal feelings about our membership growth?			
		Response Percent	Response Count
Favorable, to allow more people to benefit from Unitarian Universalism in general and the church in particular		78.2%	93
Neutral		19.3%	23
Unfavorable, because I prefer the current size of our congregation		2.5%	3
<i>answered question</i>			119
<i>skipped question</i>			5

9. In the past 12 months, have you attended any cluster, district, or denominational meetings (General Assembly, District Assembly, etc.)?			
		Response Percent	Response Count
Yes (please describe below)		18.1%	21
No		81.9%	95
Name of meeting:			21
<i>answered question</i>			116
<i>skipped question</i>			8

10. Using a scale of 1-5 with 1 being agree and 5 being disagree, where would you locate your response to the following statements?						
	1 (agree)	2	3	4	5 (disagree)	Response Count
A personal relationship with God is a vital part of my spiritual life and a necessary part of my worship experience	9.3% (11)	9.3% (11)	14.4% (17)	15.3% (18)	51.7% (61)	118
The world reveals the presence of an intelligent designer, but a personal relationship with that reality is not a possibility	6.1% (7)	7.8% (9)	16.5% (19)	24.3% (28)	45.2% (52)	115
The concept of god is a human illusion that has caused vast suffering throughout human history	19.3% (23)	22.7% (27)	19.3% (23)	17.6% (21)	21.0% (25)	119
It may be that God exists, but it is a waste of human energy to argue over the existence of God when there are so many more important demands upon our time and resources	20.3% (24)	25.4% (30)	22.0% (26)	18.6% (22)	13.6% (16)	118
The powers traditionally attributed to a supernatural deity are inherent in the natural world, which is the focus of my respect and devotion	26.5% (31)	26.5% (31)	23.9% (28)	12.0% (14)	11.1% (13)	117
I do not know whether or not God exists, but I am willing to explore the possibility	27.7% (33)	18.5% (22)	26.1% (31)	17.6% (21)	10.1% (12)	119
It is beyond the capacity of human beings to know whether there is a God	23.3% (27)	20.7% (24)	27.6% (32)	8.6% (10)	19.8% (23)	116
"Goodness" and "meaning" are human constructs created as a result of the human encounter with each other and the world	42.1% (48)	31.6% (36)	14.0% (16)	7.9% (9)	4.4% (5)	114
The life, teachings, and death of Jesus of Nazareth are central to my understanding of God, the Universe, and the human condition	3.4% (4)	8.5% (10)	19.7% (23)	31.6% (37)	36.8% (43)	117
Famiy rituals and traditions are a						

central element in my religious and spiritual life	11.2% (13)	24.1% (28)	31.0% (36)	22.4% (26)	11.2% (13)	116
My spiritual life is grounded in a sense of the fullness and connectedness of all things	52.1% (61)	28.2% (33)	13.7% (16)	5.1% (6)	0.9% (1)	117
My spiritual life is lived in response to the sacred circle of being and the effort to live in harmony with the rhythms of nature	31.4% (37)	28.8% (34)	17.8% (21)	13.6% (16)	8.5% (10)	118
I am inspired by the traditions of indigenous peoples and find in their rituals and practices a deepened sense of the sacred and interconnected quality of life	20.5% (24)	23.1% (27)	23.1% (27)	19.7% (23)	13.7% (16)	117
	<i>answered question</i>					119
	<i>skipped question</i>					5

11. In addition to Unitarian Universalism, what faith traditions are important in your religious development?

		Response Percent	Response Count
Buddhism		51.9%	54
Hinduism		10.6%	11
Indigenous Traditions		23.1%	24
Islam		7.7%	8
Judaism		25.0%	26
Neo-Paganism		18.3%	19
Theological Christianity		42.3%	44
Religious Humanism		53.8%	56
Taoism		12.5%	13
Other		5.8%	6
		Other(please specify)	11
		<i>answered question</i>	104
		<i>skipped question</i>	20




12. What spiritual practices are important in your personal life and how frequently do you engage in them?







	Often	Occasionally	Seldom	Never-- this practice is not important to me	Response Count
Prayer	13.8% (15)	29.4% (32)	19.3% (21)	37.6% (41)	109
Meditation	23.2% (26)	34.8% (39)	36.6% (41)	5.4% (6)	112
Yoga	15.1% (16)	14.2% (15)	27.4% (29)	43.4% (46)	106
Journaling	14.7% (16)	18.3% (20)	28.4% (31)	38.5% (42)	109
Chalice groups	21.7% (23)	18.9% (20)	22.6% (24)	36.8% (39)	106
Nonviolent Communication	26.0% (25)	30.2% (29)	12.5% (12)	31.3% (30)	96
Creative Arts/Music	53.2% (58)	27.5% (30)	14.7% (16)	4.6% (5)	109
Other	66.7% (12)	11.1% (2)	0.0% (0)	22.2% (4)	18
				Other (please specify)	20
				<i>answered question</i>	117
				<i>skipped question</i>	7






13. How important are the following for your religious life?						
	1 (very important)	2	3	4	5 (unimportant)	Response Count
Moses	1.9% (2)	8.6% (9)	16.2% (17)	15.2% (16)	58.1% (61)	105
The Hebrew Prophets	3.8% (4)	5.8% (6)	17.3% (18)	20.2% (21)	52.9% (55)	104
Buddha	11.4% (13)	24.6% (28)	22.8% (26)	14.9% (17)	26.3% (30)	114
Socrates	6.7% (7)	11.4% (12)	28.6% (30)	12.4% (13)	41.0% (43)	105
Jesus	6.3% (7)	28.8% (32)	27.9% (31)	19.8% (22)	17.1% (19)	111
Mohammed	1.0% (1)	6.9% (7)	22.8% (23)	16.8% (17)	52.5% (53)	101
Other	25.9% (7)	25.9% (7)	3.7% (1)	3.7% (1)	40.7% (11)	27
					Other (please specify)	17
					answered question	117
					skipped question	7

14. Which most closely corresponds with your belief about immortality?			
		Response Percent	Response Count
A person's memory lives on in the minds of their loved ones		44.9%	53
A person's body dies but a person's spirit or soul lives on		23.7%	28
At some point in the future, a person's body and soul are resurrected		0.0%	0
A person's soul is reborn into another living being		8.5%	10
Concern for immortality distracts from fully living in the moment		14.4%	17
No opinion		8.5%	10
		answered question	118
		skipped question	6

15. How often would you like the minister to preach?			
		Response Percent	Response Count
Nearly every Sunday		42.4%	50
3 times a month		50.8%	60
2 times a month		6.8%	8
Once a month		0.0%	0
		answered question	118
		skipped question	6

16. How often would you like a guest minister or other speaker?			
		Response Percent	Response Count
Nearly every Sunday		0.0%	0
3 times a month		0.9%	1
2 times a month		3.4%	4
Once a month		53.8%	63
Once every 2 months or so		41.9%	49
Never		0.0%	0
		<i>answered question</i>	117
		<i>skipped question</i>	7

17. How often would you like the Sunday service to be designed and presented by one or more church members?			
		Response Percent	Response Count
Nearly every Sunday		0.9%	1
3 times a month		0.9%	1
2 times a month		2.6%	3
Once a month		20.5%	24
Once every 2 months or so		71.8%	84
Never		3.4%	4
		<i>answered question</i>	117
		<i>skipped question</i>	7

18. Which of the following are true? (Can choose more than 1)			
		Response Percent	Response Count
I regularly attend Sunday services during the summer		35.7%	41
I seldom attend Sunday services in the summer because of travel or other activities		36.5%	42
I would attend Sunday services during the summer if my child/children wanted to come to RE		7.0%	8
I would attend Sunday services during the summer if there was a complete music program, or one in which I could participate		5.2%	6
I attend Sunday services during the summer when the speaker interests me		47.8%	55
Other thoughts on Summer services			27
answered question			115
skipped question			9

19. How important to you are the following specific items which may be part of a Sunday worship service?					
	Extremely important	Very important	Somewhat important	Not important	Response Count
Announcements	5.2% (6)	25.2% (29)	48.7% (56)	20.9% (24)	115
Celebrating religious holidays	8.6% (10)	35.3% (41)	48.3% (56)	7.8% (9)	116
Chalice lightings	21.4% (25)	35.9% (42)	32.5% (38)	10.3% (12)	117
Child dedications	13.0% (15)	37.4% (43)	40.0% (46)	9.6% (11)	115
Children's story	13.0% (15)	47.8% (55)	30.4% (35)	8.7% (10)	115
Choir	50.8% (60)	27.1% (32)	16.9% (20)	5.1% (6)	118
Coffee hour	20.0% (23)	43.5% (50)	29.6% (34)	7.0% (8)	115
Contemporary music	11.4% (13)	36.0% (41)	40.4% (46)	12.3% (14)	114
Emergent worship (Congregational sharing and/or participation)	17.0% (19)	29.5% (33)	38.4% (43)	15.2% (17)	112
Instrumental music	21.1% (24)	47.4% (54)	28.9% (33)	2.6% (3)	114
Meditation	25.6% (30)	39.3% (46)	29.1% (34)	6.0% (7)	117
Prayer	11.4% (13)	21.9% (25)	26.3% (30)	40.4% (46)	114
Readings	29.3% (34)	44.0% (51)	25.0% (29)	1.7% (2)	116
Reciting congregational covenant	23.3% (27)	37.1% (43)	25.0% (29)	14.7% (17)	116
Recognizing visitors	20.2% (23)	33.3% (38)	36.0% (41)	10.5% (12)	114
Responsive readings	7.0% (8)	28.7% (33)	44.3% (51)	20.0% (23)	115
Sermon	73.5% (86)	21.4% (25)	5.1% (6)	0.0% (0)	117
Sharing joys and concerns	24.1% (28)	39.7% (46)	24.1% (28)	12.1% (14)	116
Singing of hymns	39.1% (45)	33.9% (39)	20.9% (24)	6.1% (7)	115
Other (please describe below)	50.0% (6)	16.7% (2)	0.0% (0)	33.3% (4)	12
				Other (please specify)	19
				answered question	120
				skipped question	4

20. How important to you are these various Sunday worship sermon topics?					
	Extremely important	Very important	Somewhat important	Not important	Response Count
Buddhist Traditions	9.8% (11)	31.3% (35)	46.4% (52)	12.5% (14)	112
Christian traditions	4.5% (5)	27.7% (31)	49.1% (55)	18.8% (21)	112
Coping with life	40.0% (46)	52.2% (60)	7.8% (9)	0.0% (0)	115
Creative and artistic abilities	20.4% (23)	41.6% (47)	31.9% (36)	6.2% (7)	113
Current political events	14.8% (17)	51.3% (59)	24.3% (28)	9.6% (11)	115
Defining Unitarian Universalism	27.2% (31)	44.7% (51)	24.6% (28)	3.5% (4)	114
Earth-centered traditions	16.5% (19)	25.2% (29)	44.3% (51)	13.9% (16)	115
Hindu Traditions	5.3% (6)	17.7% (20)	54.0% (61)	23.0% (26)	113
Family relationships and values	28.8% (32)	53.2% (59)	17.1% (19)	0.9% (1)	111
Jewish traditions	3.5% (4)	21.9% (25)	59.6% (68)	14.9% (17)	114
Muslim Traditions	2.7% (3)	20.4% (23)	58.4% (66)	18.6% (21)	113
Personal growth	52.2% (60)	39.1% (45)	7.8% (9)	0.9% (1)	115
Philosophical ideas	35.4% (40)	48.7% (55)	14.2% (16)	1.8% (2)	113
Psychological perspectives on life's issues	34.8% (40)	51.3% (59)	13.9% (16)	0.0% (0)	115
Religious implications of science and modern knowledge	35.7% (41)	40.9% (47)	21.7% (25)	1.7% (2)	115
Spiritual growth	50.4% (57)	32.7% (37)	13.3% (15)	3.5% (4)	113
Stimulate action of convictions	37.4% (43)	46.1% (53)	15.7% (18)	0.9% (1)	115
Theological values	18.0% (20)	41.4% (46)	32.4% (36)	8.1% (9)	111
UU denominational issues	10.7% (12)	43.8% (49)	34.8% (39)	10.7% (12)	112
UU history	12.7% (14)	36.4% (40)	36.4% (40)	14.5% (16)	110
Values and perspectives on social issues	47.4% (54)	38.6% (44)	12.3% (14)	1.8% (2)	114
Other (please specify below)	54.5% (6)	18.2% (2)	0.0% (0)	27.3% (3)	11




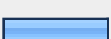





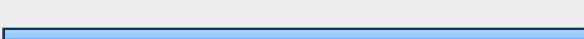

	Other (please specify)	13
	answered question	117
	skipped question	7

21. How important to you are these Sunday worship service objectives?					
	Extremely important	Very important	Somewhat important	Not important	Response Count
Build community	50.9% (59)	39.7% (46)	8.6% (10)	0.9% (1)	116
Help us understand ourselves better; self-reflection	57.8% (67)	36.2% (42)	5.2% (6)	0.9% (1)	116
Inspire reverence and awe	28.7% (33)	28.7% (33)	30.4% (35)	12.2% (14)	115
Promote a supportive environment for developing and sharing individual feelings and beliefs	43.1% (50)	37.1% (43)	17.2% (20)	2.6% (3)	116
Show new paths for individual growth and change	50.4% (59)	33.3% (39)	15.4% (18)	0.9% (1)	117
Spur individuals to act on their own convictions	43.6% (51)	39.3% (46)	14.5% (17)	2.6% (3)	117
Other (please describe)	72.7% (8)	0.0% (0)	0.0% (0)	27.3% (3)	11
				Other (please specify)	7
				answered question	117
				skipped question	7

22. A variety of functions comprise a minister's work. Each minister has to prioritize these functions, and thus his or her time. In what rank order would you like our next minister to do so? (Use 1 as the most important and 7 as the least)

	1	2	3	4	5	6	7	Response Count
Pastor: counsels, visits the sick, visits people at home, etc.	1.9% (2)	12.5% (13)	23.1% (24)	18.3% (19)	16.3% (17)	15.4% (16)	12.5% (13)	104
Social activist: promotes ethical values in the larger community	4.9% (5)	9.8% (10)	15.7% (16)	20.6% (21)	25.5% (26)	10.8% (11)	12.7% (13)	102
Facilitator: involves people in congregational life	4.0% (4)	14.9% (15)	22.8% (23)	18.8% (19)	14.9% (15)	12.9% (13)	11.9% (12)	101
Spiritual leader: prepares and leads worships and celebrations	63.8% (67)	13.3% (14)	8.6% (9)	4.8% (5)	6.7% (7)	1.9% (2)	1.0% (1)	105
Intellectual leader: challenges and stimulates the thinking of the congregation	19.4% (21)	37.0% (40)	9.3% (10)	12.0% (13)	12.0% (13)	9.3% (10)	0.9% (1)	108
Administrator: achieves results by coordinating and supporting the efforts of others	1.9% (2)	6.5% (7)	11.1% (12)	13.0% (14)	16.7% (18)	23.1% (25)	27.8% (30)	108
Person of character: models the ethical life	11.3% (12)	11.3% (12)	16.0% (17)	12.3% (13)	8.5% (9)	20.8% (22)	19.8% (21)	106
Other (please specify)								10
answered question								113
skipped question								11

23. Responsibility for a successful church is shared among the minister, other staff, and lay leadership. In terms of personal capabilities and time and attention, which of the following priorities for the church's next minister do you consider to be the most important? (select 3)

		Response Percent	Response Count
Assuring efficient and effective church administration		14.0%	16
Caring for and counseling individuals		28.1%	32
Creating a sense of awe and wonder in Sunday services		27.2%	31
Encouraging congregational social justice programs		15.8%	18
Encouraging volunteers and developing lay leadership		20.2%	23
Fostering a sense of fellowship and community within the church		58.8%	67
Guiding/facilitating committee work		0.0%	0
Leading and guiding the church staff		12.3%	14
Offering stimulating adult enrichment programs		5.3%	6
Participating in religious education for children and youth		4.4%	5
Presenting stimulating and challenging Sunday services		89.5%	102
Providing visible leadership in the community beyond the church		22.8%	26
		<i>answered question</i>	114
		<i>skipped question</i>	10



24. Which are the following qualities do you think are the most important considerations in screening ministerial candidates? (select 3)

		Response Percent	Response Count
Character (strong moral consistency, stability, reliability)		36.8%	42
Consultive and cooperative approach		14.9%	17
Creativity (ability to develop and present new ideas and methods)		29.8%	34
Empathy (genuine interest in and concern about others)		48.2%	55
Humility (awareness of his/her limitations)		2.6%	3
Intellectual depth and rigor		16.7%	19
Open-mindedness (receptive to other ideas)		21.1%	24
Professional competence (ability to communicate, counsel, empower, etc.)		64.9%	74
Scholarship (educated, informed, interesting)		13.2%	15
Sense of calling (motivated, enthusiastic)		37.7%	43
Sense of humor		22.8%	26
	answered question		114
	skipped question		10

25. UU tradition and the congregation's historical practice is that the minister should have freedom of the pulpit, whereby s/he may express whatever views s/he may hold without censorship from the congregation.

	Yes	No	Not sure	Response Count
Do you agree with this policy?	87.8% (101)	0.9% (1)	11.3% (13)	115
Do you believe that this policy extends to the expression of partisan political views?	36.3% (41)	38.1% (43)	25.7% (29)	113
	<i>answered question</i>			115
	<i>skipped question</i>			9





26. The UUA General Assembly adopted an equal opportunity policy in 1989 which states "ministerial settlement procedures without discrimination because of race, color, disability, sex, affectional or sexual orientation, age, or national origin." Do you have any reservations regarding the application of this policy in regard to our church?




		Response Percent	Response Count
Yes		8.7%	10
No		91.3%	105
	If yes, please elaborate		7
	<i>answered question</i>		115
	<i>skipped question</i>		9

27. How would you personally feel about our congregation calling as a minister a person who is...				
	Enthusiastic	Comfortable	Uncomfortable	Response Count
Male?	22.8% (26)	77.2% (88)	0.0% (0)	114
Female?	42.1% (48)	57.9% (66)	0.0% (0)	114
White?	20.9% (24)	79.1% (91)	0.0% (0)	115
A person of color/member of historically marginalized ethnic/cultural group?	39.1% (45)	60.9% (70)	0.0% (0)	115
Gay or lesbian?	32.2% (37)	66.1% (76)	1.7% (2)	115
Bisexual?	23.7% (27)	64.9% (74)	11.4% (13)	114
Transgender?	11.6% (13)	56.3% (63)	32.1% (36)	112
Physically challenged?	19.1% (22)	78.3% (90)	2.6% (3)	115
Politically liberal?	38.6% (44)	61.4% (70)	0.0% (0)	114
Politically conservative?	0.0% (0)	31.0% (35)	69.0% (78)	113
From a moneyed background?	10.4% (12)	84.3% (97)	5.2% (6)	115
From a working class background?	21.9% (25)	78.1% (89)	0.0% (0)	114
Younger than 40?	29.6% (34)	67.8% (78)	2.6% (3)	115
Older than 60?	10.4% (12)	65.2% (75)	24.3% (28)	115
On a co-ministry team?	14.8% (16)	71.3% (77)	13.9% (15)	108
	answered question			115
	skipped question			9

28. How important are these various ministerial functions to you?					
	Extremely important	Very important	Somewhat important	Not important	Response Count
Administration	13.3% (14)	46.7% (49)	36.2% (38)	3.8% (4)	105
Adult religious education	6.7% (7)	40.0% (42)	47.6% (50)	5.7% (6)	105
Alternative worship	15.8% (16)	15.8% (16)	53.5% (54)	14.9% (15)	101
Anti-racism/anti-oppression work	25.0% (26)	36.5% (38)	37.5% (39)	1.0% (1)	104
Campus ministry	5.0% (5)	18.8% (19)	49.5% (50)	26.7% (27)	101
Children's religious education	18.4% (19)	43.7% (45)	34.0% (35)	3.9% (4)	103
Church dynamics	34.7% (35)	50.5% (51)	13.9% (14)	1.0% (1)	101
Committee work	5.0% (5)	30.0% (30)	55.0% (55)	10.0% (10)	100
Community building	45.4% (49)	39.8% (43)	14.8% (16)	0.0% (0)	108
Denominational activities	6.7% (7)	43.3% (45)	48.1% (50)	1.9% (2)	104
Facilitation	11.7% (12)	58.3% (60)	28.2% (29)	1.9% (2)	103
Facilities design and management	1.9% (2)	20.4% (21)	42.7% (44)	35.0% (36)	103
Finance	4.8% (5)	36.5% (38)	44.2% (46)	14.4% (15)	104
Fundraising events	5.9% (6)	32.7% (33)	52.5% (53)	8.9% (9)	101
Hospital calling	7.6% (8)	31.4% (33)	58.1% (61)	2.9% (3)	105
Interfaith outreach and communication	12.5% (13)	51.9% (54)	30.8% (32)	4.8% (5)	104
Leadership development	24.0% (25)	51.0% (53)	22.1% (23)	2.9% (3)	104
Membership growth	39.3% (42)	37.4% (40)	21.5% (23)	1.9% (2)	107
Music and liturgical arts	17.3% (18)	40.4% (42)	37.5% (39)	4.8% (5)	104
Personal counseling	13.8% (15)	56.9% (62)	28.4% (31)	0.9% (1)	109
Pledge drive canvassing	2.9% (3)	14.7% (15)	56.9% (58)	25.5% (26)	102
Preaching	76.9% (83)	20.4% (22)	2.8% (3)	0.0% (0)	108
Scholarship	14.3% (15)	47.6% (50)	35.2% (37)	2.9% (3)	105

Social action	23.8% (25)	50.5% (53)	22.9% (24)	2.9% (3)	105
Spiritual guidance	43.4% (46)	38.7% (41)	16.0% (17)	1.9% (2)	106
Staff relations	30.2% (32)	52.8% (56)	16.0% (17)	0.9% (1)	106
Worship	66.0% (68)	25.2% (26)	7.8% (8)	1.0% (1)	103
Young adult ministry	14.6% (15)	44.7% (46)	34.0% (35)	6.8% (7)	103
Youth ministry	9.2% (9)	53.1% (52)	33.7% (33)	4.1% (4)	98
Other (please specify below)	40.0% (2)	0.0% (0)	20.0% (1)	40.0% (2)	5
Other (please specify)					10
answered question					110
skipped question					14





29. What responsibility should the minister have for the day-to-day administration of the church?			
		Response Percent	Response Count
The minister is the chief administrator, with all staff reporting directly or indirectly to her/him		27.7%	31
The minister has little responsibility for administration		2.7%	3
Administrative responsibility is shared collaboratively between the minister and the Board		47.3%	53
No opinion. This is for the Board and the minister to work out		22.3%	25
answered question			112
skipped question			12






30. What is your affiliation with the congregation?			
		Response Percent	Response Count
Member		89.7%	104
Friend		7.8%	9
YRUU		2.6%	3
		<i>answered question</i>	116
		<i>skipped question</i>	8








31. How long have you been associated with the congregation?			
		Response Percent	Response Count
Less than 1 year		6.0%	7
1-2 years		2.6%	3
3-5 years		13.8%	16
6-10 years		15.5%	18
11-15 years		12.9%	15
16-20 years		13.8%	16
21 years or more		35.3%	41
		<i>answered question</i>	116
		<i>skipped question</i>	8


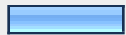


32. Thinking back to a time when you have been unwell, to what extent did the congregation reach out and offer support to you?			
		Response Percent	Response Count
Not at all		6.0%	7
A little bit		12.1%	14
A fair amount		17.2%	20
A great deal		13.8%	16
Not applicable, I have not been unwell while affiliate with the congregation		50.9%	59
		<i>answered question</i>	116
		<i>skipped question</i>	8



33. What is your age?			
		Response Percent	Response Count
14-18		2.6%	3
19-29		4.3%	5
30-39		7.0%	8
40-49		19.1%	22
50-59		17.4%	20
60-69		25.2%	29
70-79		16.5%	19
80 or over		7.8%	9
		<i>answered question</i>	115
		<i>skipped question</i>	9







34. How would you characterize your overall physical health?			
		Response Percent	Response Count
Very poor		0.0%	0
Poor		0.9%	1
Satisfactory		12.9%	15
Good		38.8%	45
Very good		47.4%	55
		<i>answered question</i>	116
		<i>skipped question</i>	8








35. How many years have you been a Unitarian Universalist?			
		Response Percent	Response Count
0-2 years		8.7%	10
3-5 years		14.8%	17
6-10 years		10.4%	12
11-15 years		15.7%	18
More than 15 years		50.4%	58
		<i>answered question</i>	115
		<i>skipped question</i>	9




36. What was your most recent prior religious affiliation?			
		Response Percent	Response Count
None		12.4%	14
Always a UU		3.5%	4
Buddhist		0.0%	0
Catholic Christian		12.4%	14
Hindu		0.9%	1
Jewish		2.7%	3
Muslim		0.0%	0
Protestant Christian		62.8%	71
Other (please indicate)		5.3%	6
	Other (please specify)		10
	answered question		113
	skipped question		11

37. How much is your affiliation with this congregation and/or Unitarian Universalism a source of strength or comfort to you?			
		Response Percent	Response Count
None at all		0.9%	1
Somewhat		17.2%	20
A fair amount		40.5%	47
A great deal		41.4%	48
	answered question		116
	skipped question		8







38. What is your gender?			
		Response Percent	Response Count
Male		37.9%	44
Female		62.1%	72
Transgender		0.0%	0
answered question			116
skipped question			8






39. What is your sexual orientation?			
		Response Percent	Response Count
Bisexual		6.1%	7
Gay		4.3%	5
Heterosexual		81.7%	94
Lesbian		4.3%	5
Rather not answer		1.7%	2
Other (please indicate)		1.7%	2
		Other (please specify)	3
answered question			115
skipped question			9



40. What is your current marital status?			
		Response Percent	Response Count
Divorced		10.3%	12
Domestic partnership		2.6%	3
Living with partner		2.6%	3
Married		68.1%	79
Separated		2.6%	3
Single		11.2%	13
Widowed		2.6%	3
		<i>answered question</i>	116
		<i>skipped question</i>	8

41. Is your spouse/partner affiliated with the congregation?			
		Response Percent	Response Count
Yes		63.2%	72
No		16.7%	19
Not applicable		20.2%	23
		<i>answered question</i>	114
		<i>skipped question</i>	10

42. What is your ethnic/racial background?			
	Primary ethnicity	Other ethnicities	Response Count
African American/Black	50.0% (2)	50.0% (2)	4
Native American	0.0% (0)	100.0% (1)	1
Asian	0.0% (0)	0.0% (0)	0
Hispanic/Latino	0.0% (0)	100.0% (1)	1
Pacific Islander	50.0% (1)	50.0% (1)	2
Caucasian	100.0% (109)	0.9% (1)	109
		Other (please specify)	2
		answered question	112
		skipped question	12


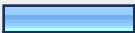






43. What formal education have you completed? (Check highest level)			
		Response Percent	Response Count
Less than high school		1.7%	2
High school or GED equivalent		1.7%	2
Associate's degree, trade school, or some college		7.0%	8
Bachelor's or conservatory degree		25.2%	29
Master's degree		47.0%	54
PhD, M.D., J.D., or similar advanced degree		17.4%	20
		answered question	115
		skipped question	9

44. About how long does it take you to travel to the church from home?			
		Response Percent	Response Count
Less than 15 minutes		37.1%	43
15-30 minutes		46.6%	54
30-45 minutes		12.1%	14
45-60 minutes		3.4%	4
Over an hour		0.9%	1
		<i>answered question</i>	116
		<i>skipped question</i>	8

45. Another household member is answering these questions on my behalf.			
		Response Percent	Response Count
Yes		15.9%	17
No		84.1%	90
		<i>answered question</i>	107
		<i>skipped question</i>	17

46. If you have children, please indicate how many in each group.

Number						
	0	1	2	3	4	5
Preschool	50.0% (3)	50.0% (3)	0.0% (0)	0.0% (0)	0.0% (0)	0.0% (0)
K-3	50.0% (4)	50.0% (4)	0.0% (0)	0.0% (0)	0.0% (0)	0.0% (0)
4-6	16.7% (2)	83.3% (10)	0.0% (0)	0.0% (0)	0.0% (0)	0.0% (0)
7-8	25.0% (2)	75.0% (6)	0.0% (0)	0.0% (0)	0.0% (0)	0.0% (0)
9-12	28.6% (4)	71.4% (10)	0.0% (0)	0.0% (0)	0.0% (0)	0.0% (0)
College	15.8% (3)	68.4% (13)	15.8% (3)	0.0% (0)	0.0% (0)	0.0% (0)
Number in R.E. at church						
	0	1	2	3	4	5
Preschool	83.3% (5)	16.7% (1)	0.0% (0)	0.0% (0)	0.0% (0)	0.0% (0)
K-3	50.0% (3)	50.0% (3)	0.0% (0)	0.0% (0)	0.0% (0)	0.0% (0)
4-6	30.0% (3)	70.0% (7)	0.0% (0)	0.0% (0)	0.0% (0)	0.0% (0)
7-8	50.0% (3)	50.0% (3)	0.0% (0)	0.0% (0)	0.0% (0)	0.0% (0)
9-12	50.0% (6)	50.0% (6)	0.0% (0)	0.0% (0)	0.0% (0)	0.0% (0)
College	100.0% (10)	0.0% (0)	0.0% (0)	0.0% (0)	0.0% (0)	0.0% (0)

47. What was your total gross family/household income before taxes last year?			
		Response Percent	Response Count
Less than \$25,000		7.8%	7
\$25,000 to \$50,000		20.0%	18
\$50,001 to \$75,000		20.0%	18
\$75,001 to \$100,000		16.7%	15
\$100,001 to \$125,000		17.8%	16
\$125,001 to \$150,000		11.1%	10
\$150,001 to \$200,000		5.6%	5
Over \$200,000		1.1%	1
		<i>answered question</i>	90
		<i>skipped question</i>	34

48. What current strengths does our congregation possess that you would like to either see maintained or developed in the immediate future?		
		Response Count
		81
		<i>answered question</i>
		81
		<i>skipped question</i>
		43

49. What are the main things you would like the congregation to accomplish or get involved in within the next three to five years?		
		Response Count
		72
		<i>answered question</i>
		72
		<i>skipped question</i>
		52



50. What current church problems/issues concern you? What problems/issues are likely to be pressing in five years?		
		Response Count
		78
	<i>answered question</i>	78
	<i>skipped question</i>	46

51. What qualities (professional skills/expertise and personal) should our next minister possess? What is your profile for our hoped-for minister?		
		Response Count
		79
	<i>answered question</i>	79
	<i>skipped question</i>	45




52. What achievements will make you say, "I'm glad the minister is among us?"		
		Response Count
		68
	<i>answered question</i>	68
	<i>skipped question</i>	56

53. Describe the worst mistake your new minister could make.		
		Response Count
		68
	<i>answered question</i>	68
	<i>skipped question</i>	56

54. Do you have any expectations about the minister's family and personal life? If so, describe.		
		Response Count
		61
	<i>answered question</i>	61
	<i>skipped question</i>	63

55. Would you like to see the church's membership grow?			
		Response Percent	Response Count
Yes		96.0%	96
No		4.0%	4
		Why or why not?	78
	<i>answered question</i>		100
	<i>skipped question</i>		24

56. Are there any special issues that you would like our Ministerial Search Committee to consider and on which you would like to express your views?		
		Response Count
		42
	<i>answered question</i>	42
	<i>skipped question</i>	82

57. Did you attend the contemporary (Celebrate Life Together) service?			
		Response Percent	Response Count
Yes		20.9%	23
No		31.8%	35
Occasionally		47.3%	52
Why or why not?			77
answered question			110
skipped question			14